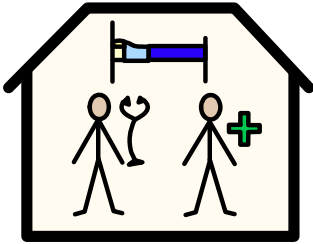
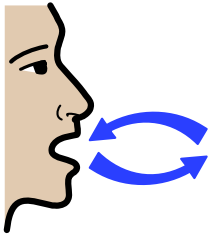


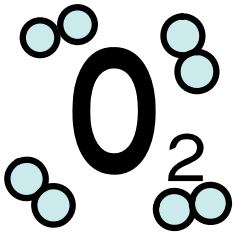
Having a lung scan



You are coming to hospital for a lung scan. This shows how well blood (which carries the oxygen) is going to and from your lungs.



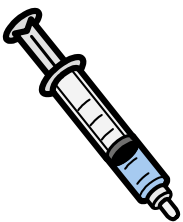
You have two lungs inside your chest, joined by a tube to the back of your nose and mouth. When you breathe, air goes into your nose and mouth, down this tube to your lungs.



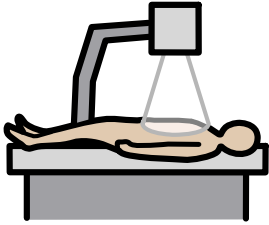
Your body takes the oxygen (said: ock-see-jen) it needs from the air and moves it into your blood cells. Blood carries oxygen and goodness to every part of your body. Your body needs oxygen to work.



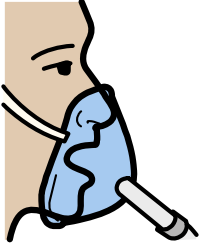
You cannot have this scan if you are pregnant. We may ask you to give us a wee sample to test.



We will put some cream on your hand to make it numb. A while later, you will have an injection. This shows up as a different colour on the pictures.



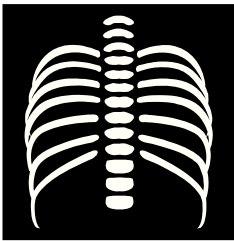
We will help you to get on to the scanner bed ready for your pictures. You need to stay very still so that we get good pictures.




We may ask you to put on a face mask next. There will not be any smell or taste to the air. You may not need to have this test. The doctors will tell you.




For the next part of the scan, we will ask you to lie on your side. We may ask you to lie on your front as well.




You may have an x-ray of your chest at the end of the scan.



When we have enough pictures, you can go home. Remember to drink lots of water to get rid of the liquid.



We will send a report of the scan to your doctor.



Please ask us if you have any questions.